


## ► NFRAX / HD - Roof Mounted Horizontal Discharge Axial Fan

NFRAX / HD fans can be used to pressurize and exhaust staircases and elevator shafts. With its hood to protect the motor from rain and snow and powder coating for weather conditions, it can work for a long time.



MOTOR INSULATION CLASS	F CLASS
MOTOR PROTECTION CLASS	IP 55
MOTOR EFFICIENCY CLASS	IE2-IE3
MOTOR ENCLOSURE TYPE	TEFC
MOTOR BRAND	GAMAK-VOLT-WATT
BODY MATERIAL	GALVANIZED SHEET METAL
BODY COATING	POWDER COATING
IMPELLER MATERIAL	ALUMINIUM
DUTY CYCLE	IEC Duty Cycle-S1
WORKING TEMPERATURE	-20 - +50 °C
STANDARDS	IEC-60335-2-80, ISO 1940-1



MODEL	VOLTAGE (V)	FREQUENCY (Hz)	POWER (kW)	REVOLUTION (rpm)	FLOW RATE (m <sup>3</sup> /h)	NOISE LEVEL (dB(A))
NFRAX/HD 400-5-25	380	50	0,37	1.450	1.200	66
NFRAX/HD 450-5-25	380	50	0,55	1.456	2.200	69
NFRAX/HD 500-5-25	380	50	0,55	1.453	3.950	72
NFRAX/HD 560-5-25	380	50	0,75	1.466	6.100	75
NFRAX/HD 630-5-30	380	50	1,10	1.465	11.000	80
NFRAX/HD 710-5-30	380	50	1,50	1.472	17.000	83
NFRAX/HD 800-5-30	380	50	2,20	1.459	22.250	85
NFRAX/HD 800-5-35	380	50	3,00	1.463	26.940	89
NFRAX/HD 900-5-35	380	50	4,00	1.471	34.150	90
NFRAX/HD 900-5-40	380	50	5,50	1.472	40.000	93
NFRAX/HD 1000-5-40	380	50	7,50	1.478	49.570	94
NFRAX/HD 900-8-40	380	50	11,00	1.454	43.200	94
NFRAX/HD 1000-8-40	380	50	15,00	1.456	58.850	97
NFRAX/HD 1000-8-45	380	50	18,50	1.458	66.070	99
NFRAX/HD 1120-8-40	380	50	22,00	1.471	84.620	100
NFRAX/HD 1120-8-45	380	50	30,00	1.474	92.270	102

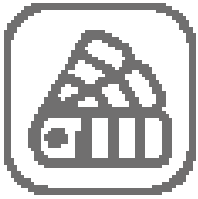
Values are for 0 Pa.

## ACCESSORIES



DAMPER	PANEL
MODEL	MODEL
400	5,5 kW
450	7,5 kW
500	11,0 kW
560	15,0 kW
630	18,5 kW
710	22,0 kW
800	30,0 kW
900	
1000	
1120	


## OTHER OPTIONS



Electro-static Powder Coating With Any RAL Color




Aluminium or Plastic Blades



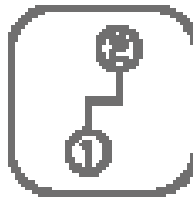
Custom Production For Any Flowrate and Pressure



System Automation

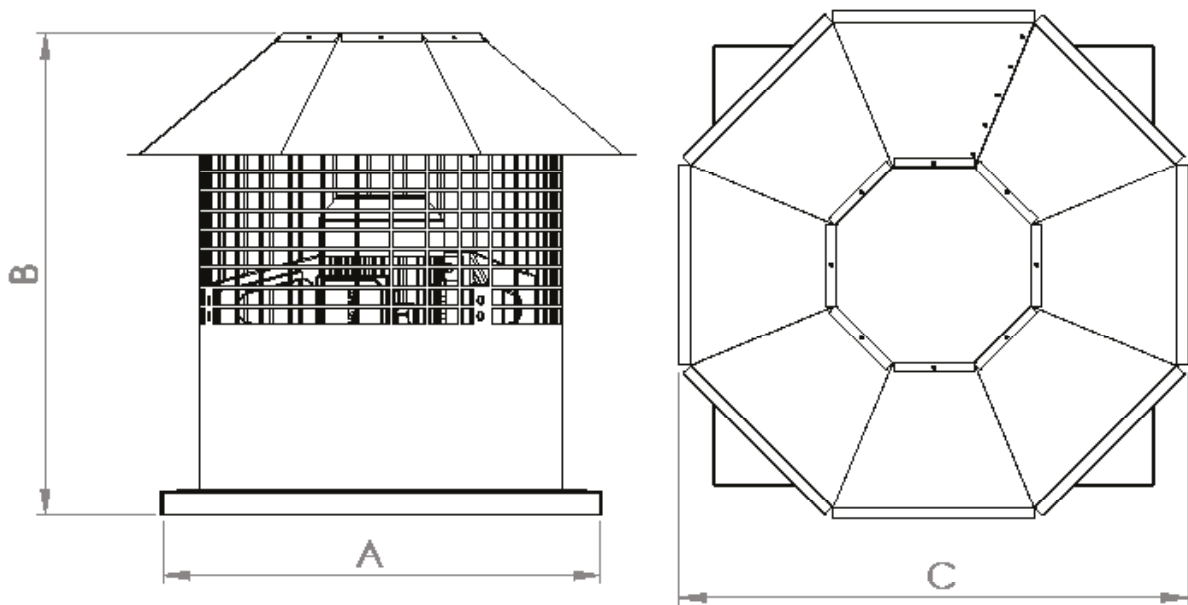


5, 8, 12 and 16 Blades Options



Two Speed Motor Option

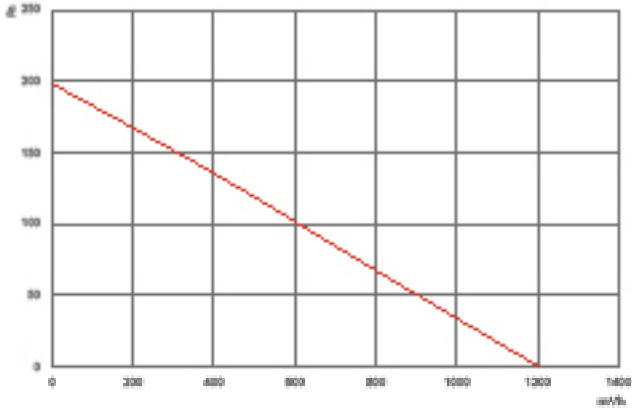
## DRAWING



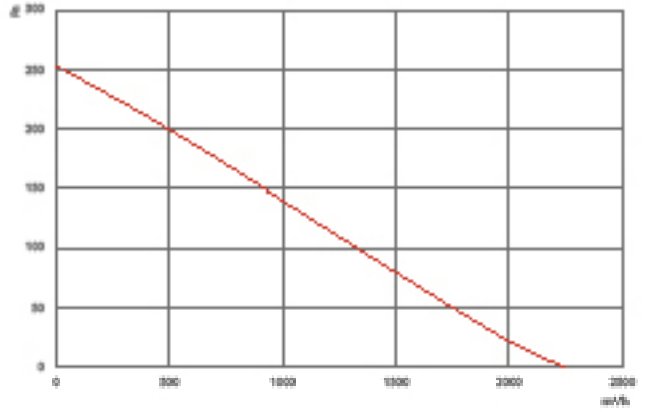
MODEL	A (mm)	B (mm)	C (mm)
NFRAX/HD 400	500	800	640
NFRAX/HD 450	550	800	640
NFRAX/HD 500	600	800	700
NFRAX/HD 560	650	800	760
NFRAX/HD 630	750	850	850
NFRAX/HD 710	850	850	950
NFRAX/HD 800	950	850	1070
NFRAX/HD 900	1050	1200	1140
NFRAX/HD 1000	1150	1200	1240
NFRAX/HD 1120	1250	1550	1390

# PERFORMANCE CURVES

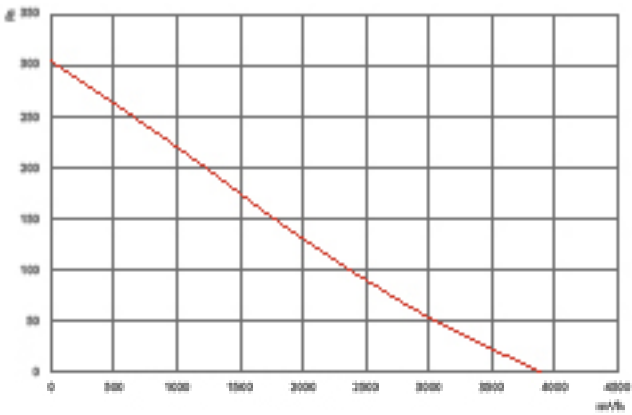
NFRAX/HD 400-5-25



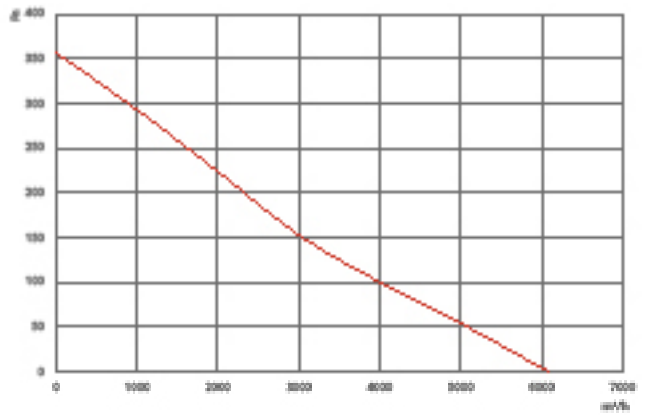
NFRAX/HD 450-5-25



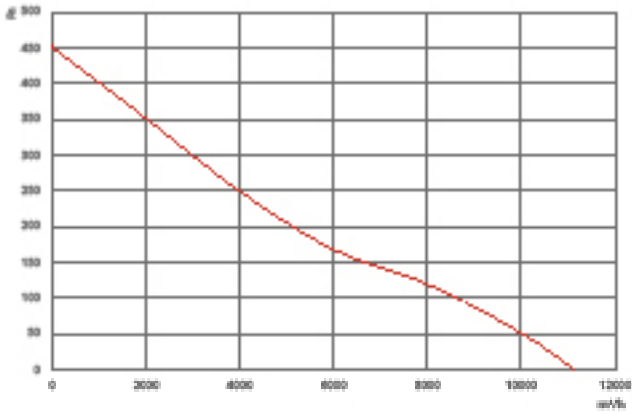
NFRAX/HD 500-5-25



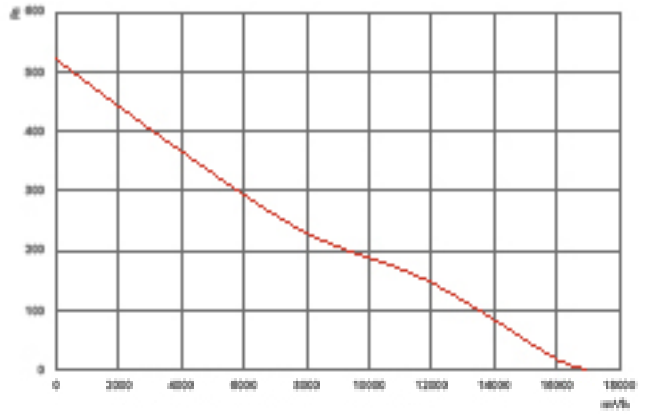
NFRAX/HD 560-5-25



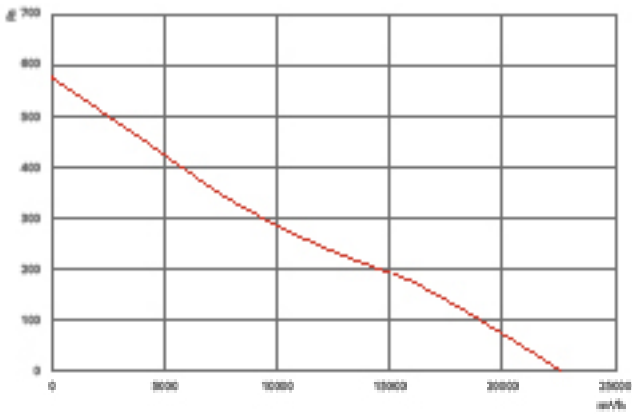
NFRAX/HD 630-5-30



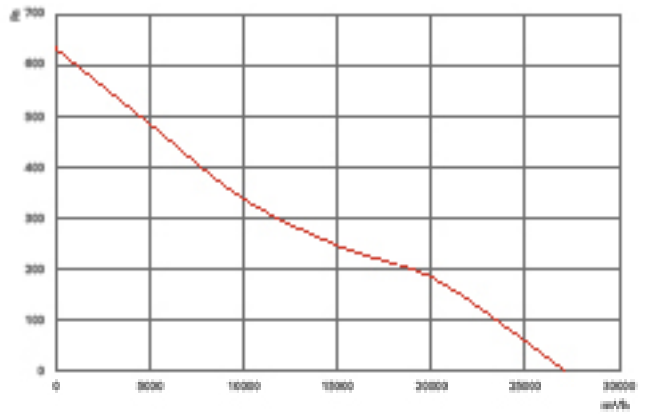
NFRAX/HD 710-5-30



NFRAX/HD 800-5-30

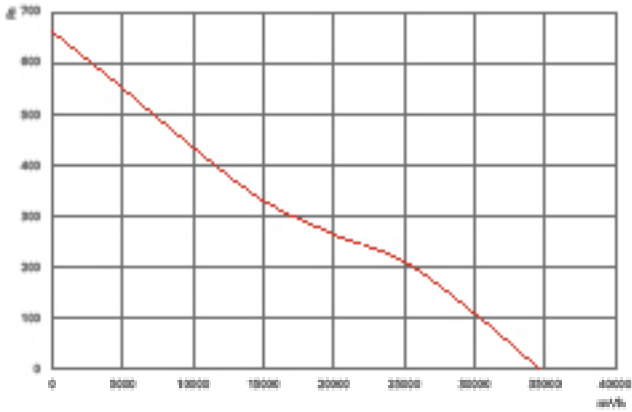


NFRAX/HD 800-5-35

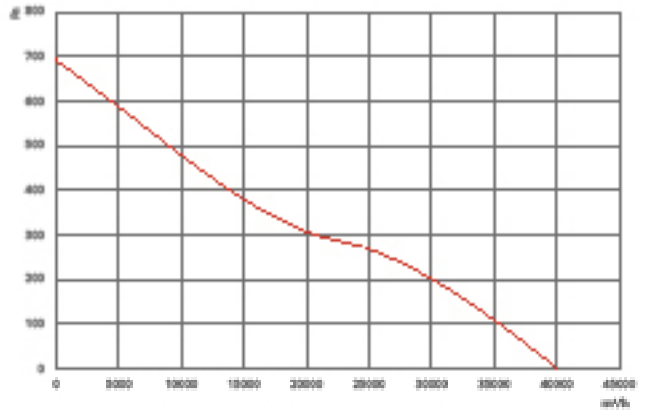


# PERFORMANCE CURVES

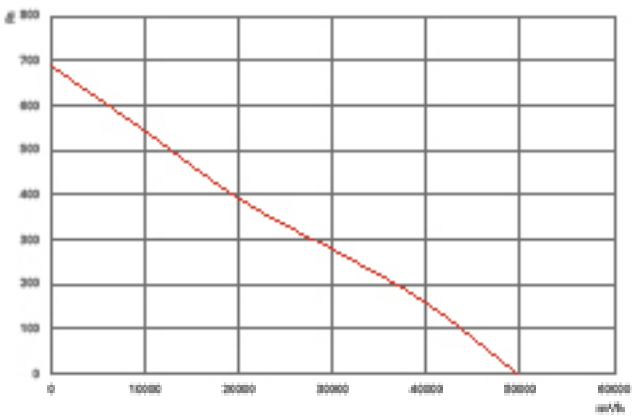
NFRAX/HD 900-5-35



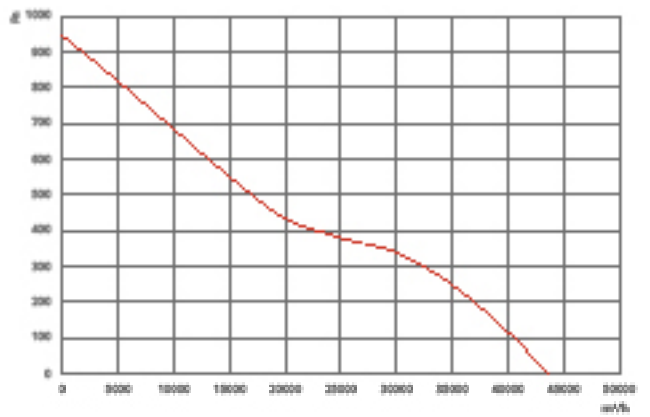
NFRAX/HD 900-5-40



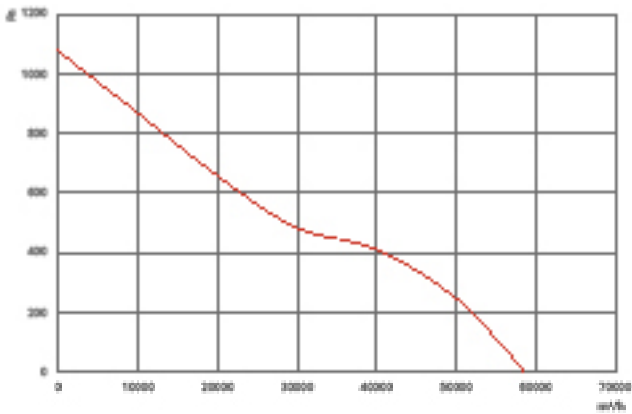
NFRAX/HD 1000-5-40



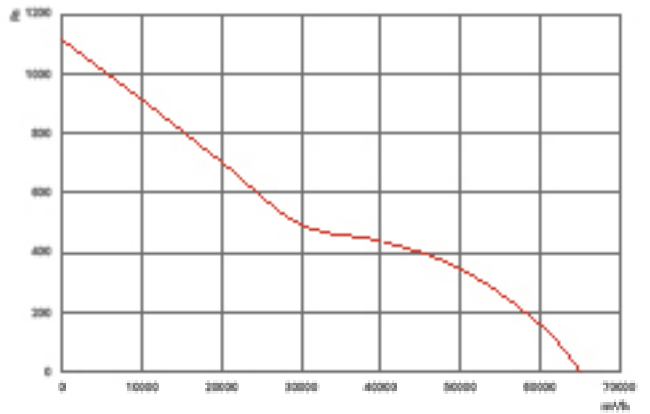
NFRAX/HD 900-8-40



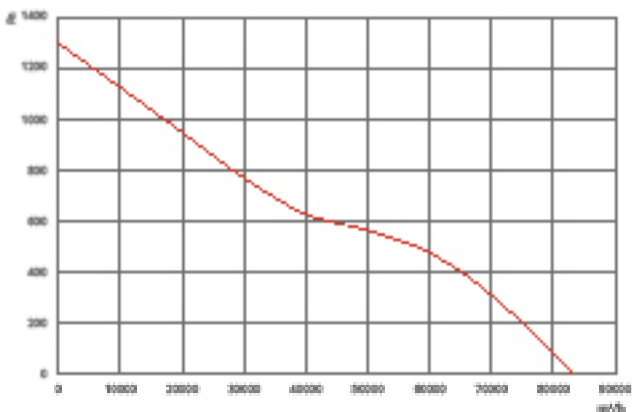
NFRAX/HD 1000-8-40



NFRAX/HD 1000-8-45



NFRAX/HD 1120-8-40



NFRAX/HD 1120-8-45

